

Windham High School: 2017 NH YRBS Preliminary Report

Suicide, Sadness, and Helplessness: Time Trends, By Sex, and By Grade

Windham High School is in the Greater Derry Public Health Region and is served by the Bridges crisis center.

PRELIMINARY RESULTS (v1.2)

This report contains preliminary results for 2017. All 2017 results are subject to change when the CDC returns the final dataset to the State, expected in early 2018. Please use caution when referring to and using these preliminary data until the final data set is received from the CDC. This report contains results for all questions asked on any YRBS survey since 2007. Note, access to regional level results were first made available in 2015 and are not available prior to that year.

State and Regional Estimates

State and Regional estimates are calculated from a random sample developed using scientific survey methods. These methods ensure the respondents are representative of students in the region in the State. These estimates account for student, classroom, school, and regional factors. The random sample is not designed to provide school level estimates.

School Level Estimates

The 2017 survey response rate at Windham High School was 87% where 786 of 901 students took the survey. **School level estimates are unweighted and based on a convenience sample of students in attendance, and not opting out of participation in the YRBS, on a given date and time during the school year.** However, because participation was relatively high the school estimates may still be representative of the entire school population. Results could be less representative if specific classrooms or classroom types were not included in the survey. We have attempted to estimate how many students in the school actually fall within each risk category. We did this by scaling up the students responding in the survey using school enrollment data.

Estimates number and percentage were suppressed (*) if the underlying sample size was <60 respondents and/or cell sizes are between 1 and 5.

Help and assistance

Questions on this report (NH YRBS Community level preliminary report)

Health Statistics and Data Management
Division of Public Health Services - State of NH
NH.YouthRiskBehaviorSurvey@dhhs.nh.gov; (603) 271-4988;

Additional technical assistance for YRBS related information

NH Center for Excellence
nhcenterforexcellence@jsi.com; (603) 573-3300
<http://nhcenterforexcellence.org/center-services/request-ta/>

Change Log

v1.2: Indicators revised to display by CDC question direction as greater risk; and, revised methodology to more accurately display number of students projected based on school enrollment data.

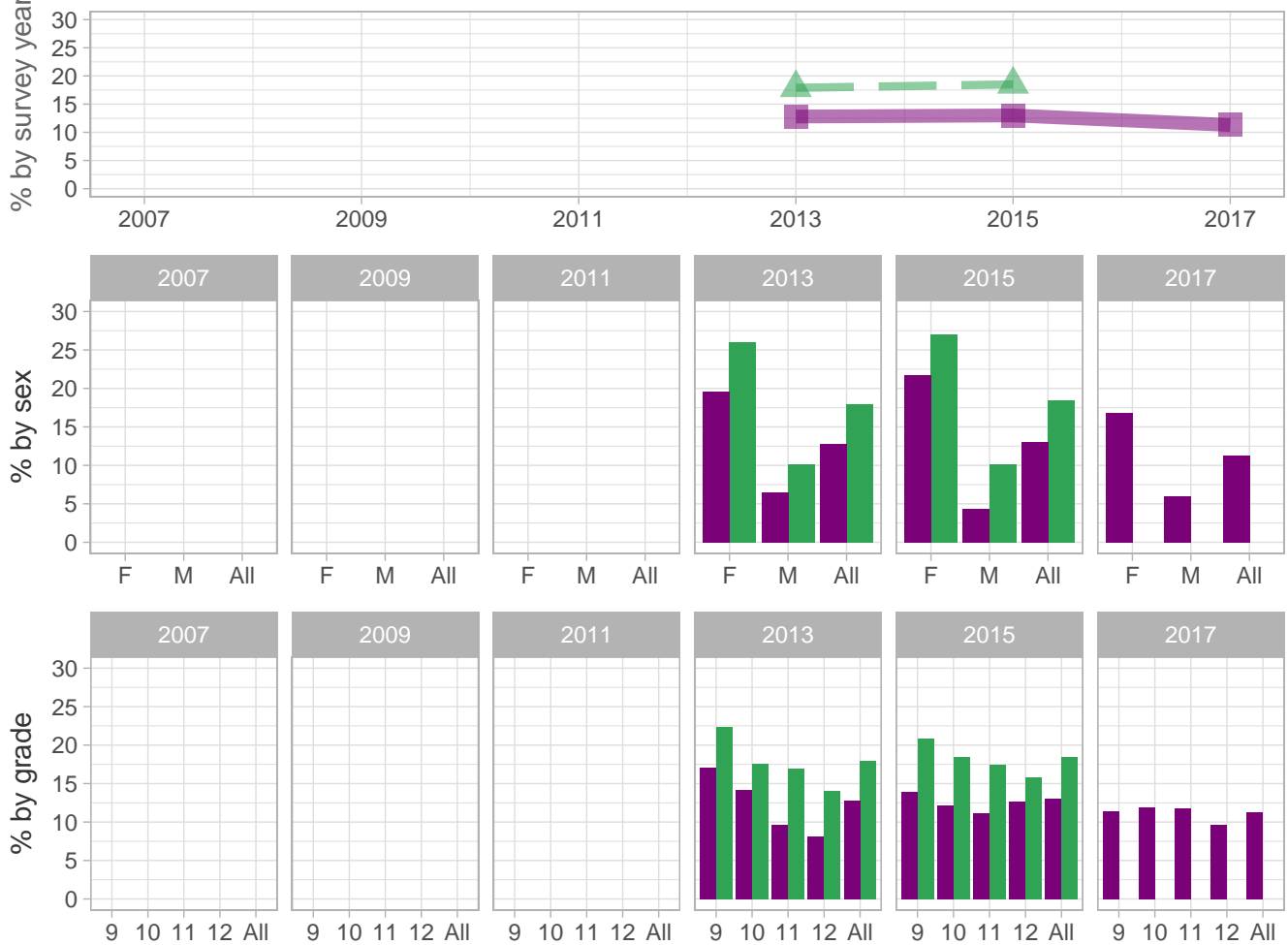
v1.1: School estimates corrected to include CDC sample - report sent 8/31-9/1

v1.0: Initial report sent 8/29



Suicide, Sadness, and Helplessness

Percent of students who purposely hurt themselves without wanting to die one or more times during the past 12 months



School-level by Sex and Grade

		2009(pct)	2011(pct)	2013(pct)	2015(pct)	2017(pct)	2017(n)
By sex	F	-	-	19.6	21.7	16.8	72
	M	-	-	6.5	4.3	6.0	28
By grade	9th	-	-	17.1	13.9	11.4	30
	10th	-	-	14.2	12.2	11.9	27
	11th	-	-	9.7	11.2	11.8	26
	12th	-	-	8.1	12.7	9.7	19
All	All	-	-	12.8	13.0	11.3	102

How the question was actually asked: During the past 12 months, how many times did you do something to purposely hurt yourself without wanting to die, such as cutting or burning yourself on purpose?; a: 0 times ; b: 1 time ; c: 2 or 3 times ; d: 4 or 5 times ; e: 6 or more times;

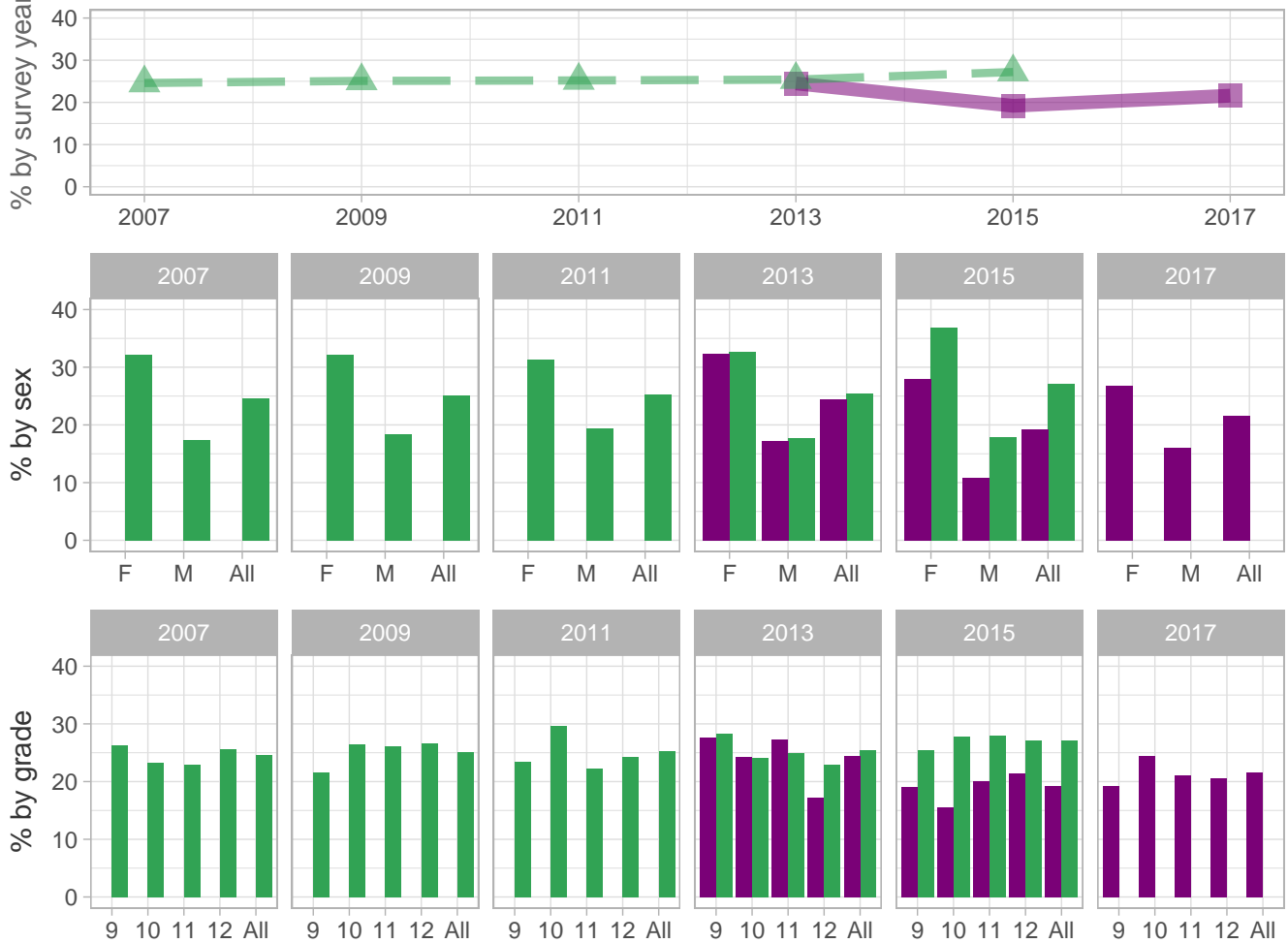
Percent (pct): numerator: bcde; denominator: abcde; qid: 148; 2007q999; 2009q999; 2011q999; 2013q24; 2015q25; 2017q28; Number (n): Estimated number of students projected based on school enrollment data.

-: Data not available; *: Suppressed due to small cell sizes.



Suicide, Sadness, and Helplessness

Percent of students who felt sad or hopeless (almost every day for 2 or more weeks in a row so that they stopped doing some usual activities) during the past 12 months



School-level by Sex and Grade

		2009(pct)	2011(pct)	2013(pct)	2015(pct)	2017(pct)	2017(n)
By sex	F	-	*	32.3	28.0	26.8	115
	M	-	*	17.3	10.8	16.0	75
By grade	9th	-	*	27.6	19.1	19.3	51
	10th	-	*	24.2	15.6	24.4	55
	11th	-	-	27.3	20.1	21.0	46
	12th	-	-	17.2	21.4	20.6	40
All	All	-	*	24.5	19.2	21.6	195

How the question was actually asked: During the past 12 months, did you ever feel so sad or hopeless almost every day for two weeks or more in a row that you stopped doing some usual activities?; a: Yes ; b: No;

Percent (pct): numerator: a; denominator: ab; qid: 24; 2007q24; 2009q21; 2011q23; 2013q25; 2015q26; 2017q29;

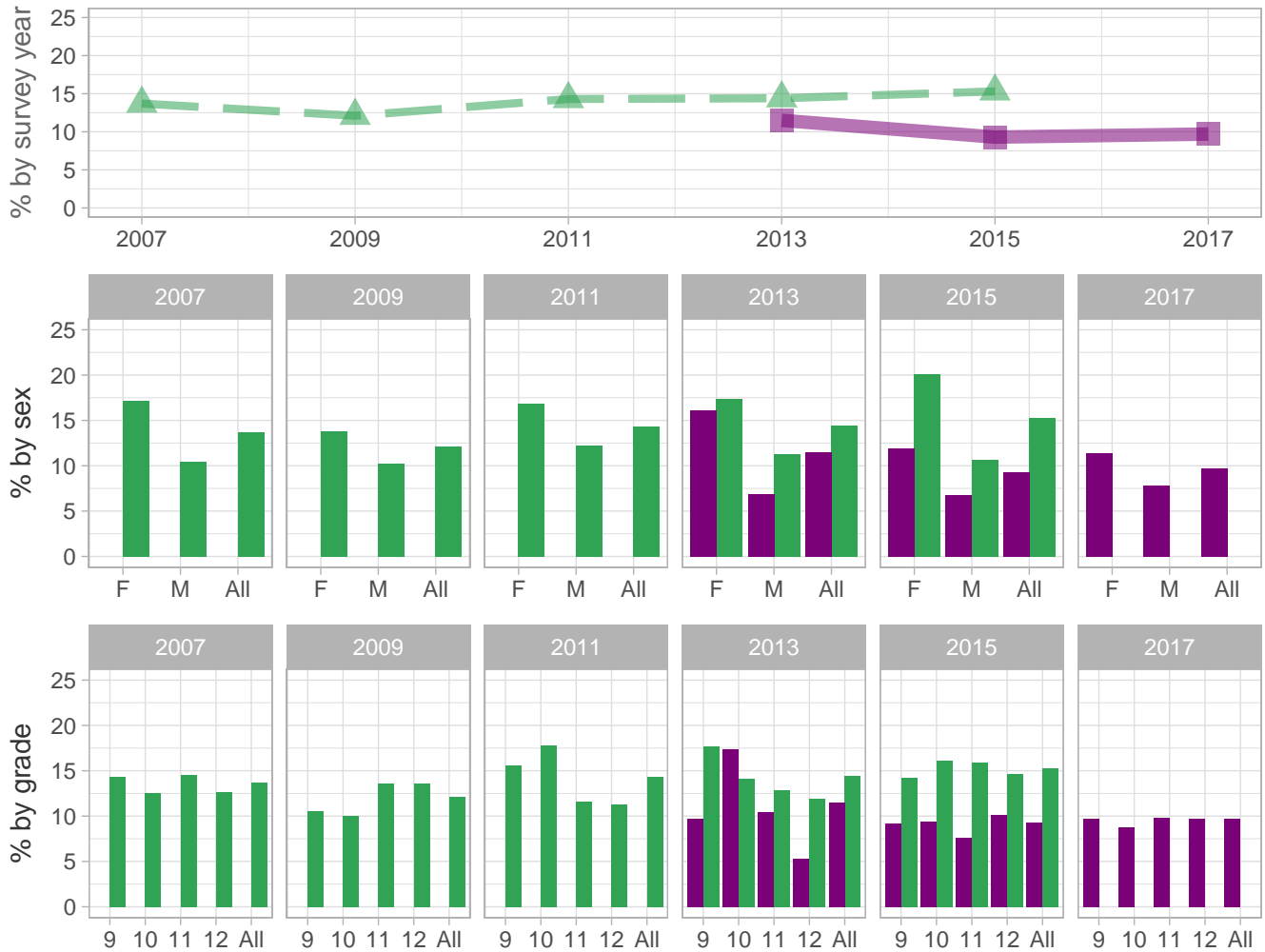
Number (n): Estimated number of students projected based on school enrollment data.

-: Data not available; *: Suppressed due to small cell sizes.

 School  Region  NH

Suicide, Sadness, and Helplessness

Percent of students who seriously considered attempting suicide during the 12 months



School-level by Sex and Grade

		2009(pct)	2011(pct)	2013(pct)	2015(pct)	2017(pct)	2017(n)
By sex	F	-	*	16.1	11.9	11.4	49
	M	-	*	6.9	6.8	7.8	36
By grade	9th	-	*	9.7	9.2	9.7	26
	10th	-	*	17.4	9.4	8.8	20
	11th	-	-	10.4	7.6	9.8	21
	12th	-	-	5.3	10.1	9.7	19
All	All	-	*	11.5	9.3	9.7	88

How the question was actually asked: During the past 12 months, did you ever seriously consider attempting suicide?; a: Yes ; b: No;

Percent (pct): numerator: a; denominator: ab; qid: 25; 2007q25; 2009q22; 2011q24; 2013q26; 2015q27; 2017q30;

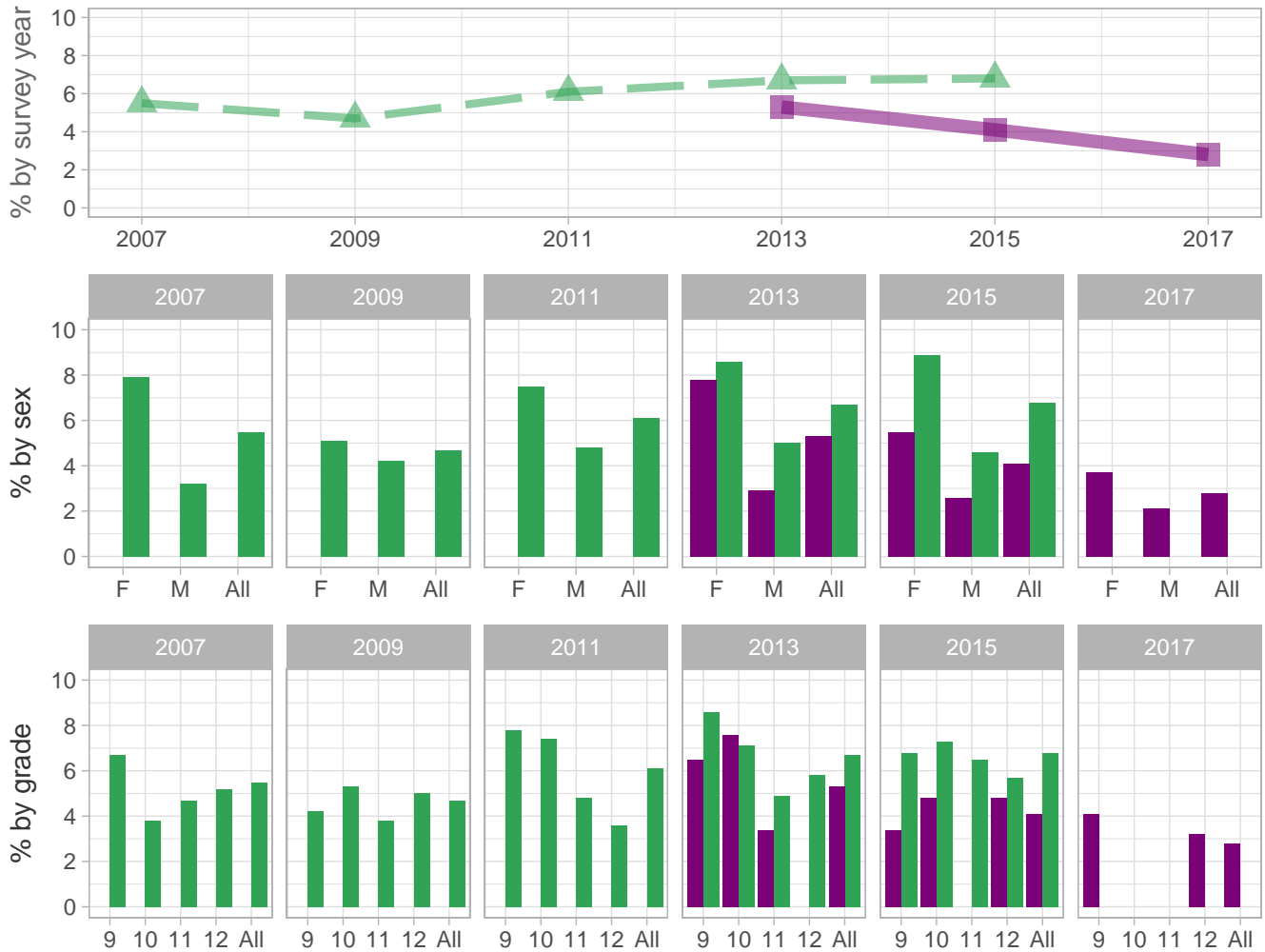
Number (n): Estimated number of students projected based on school enrollment data.

-: Data not available; *: Suppressed due to small cell sizes.

 School  Region  NH

Suicide, Sadness, and Helplessness

Percent of students who attempted suicide one or more times during the past 12 months



School-level by Sex and Grade

		2009(pct)	2011(pct)	2013(pct)	2015(pct)	2017(pct)	2017(n)
By sex	F	-	*	7.8	5.5	3.7	16
	M	-	*	2.9	2.6	2.1	10
By grade	9th	-	*	6.5	3.4	4.1	11
	10th	-	*	7.6	4.8	*	*
	11th	-	-	3.4	*	*	*
	12th	-	-	*	4.8	3.2	7
All	All	-	*	5.3	4.1	2.8	26

How the question was actually asked: During the past 12 months, how many times did you actually attempt suicide?; a: 0 times ; b: 1 time ; c: 2 or 3 times ; d: 4 or 5 times ; e: 6 or more times;

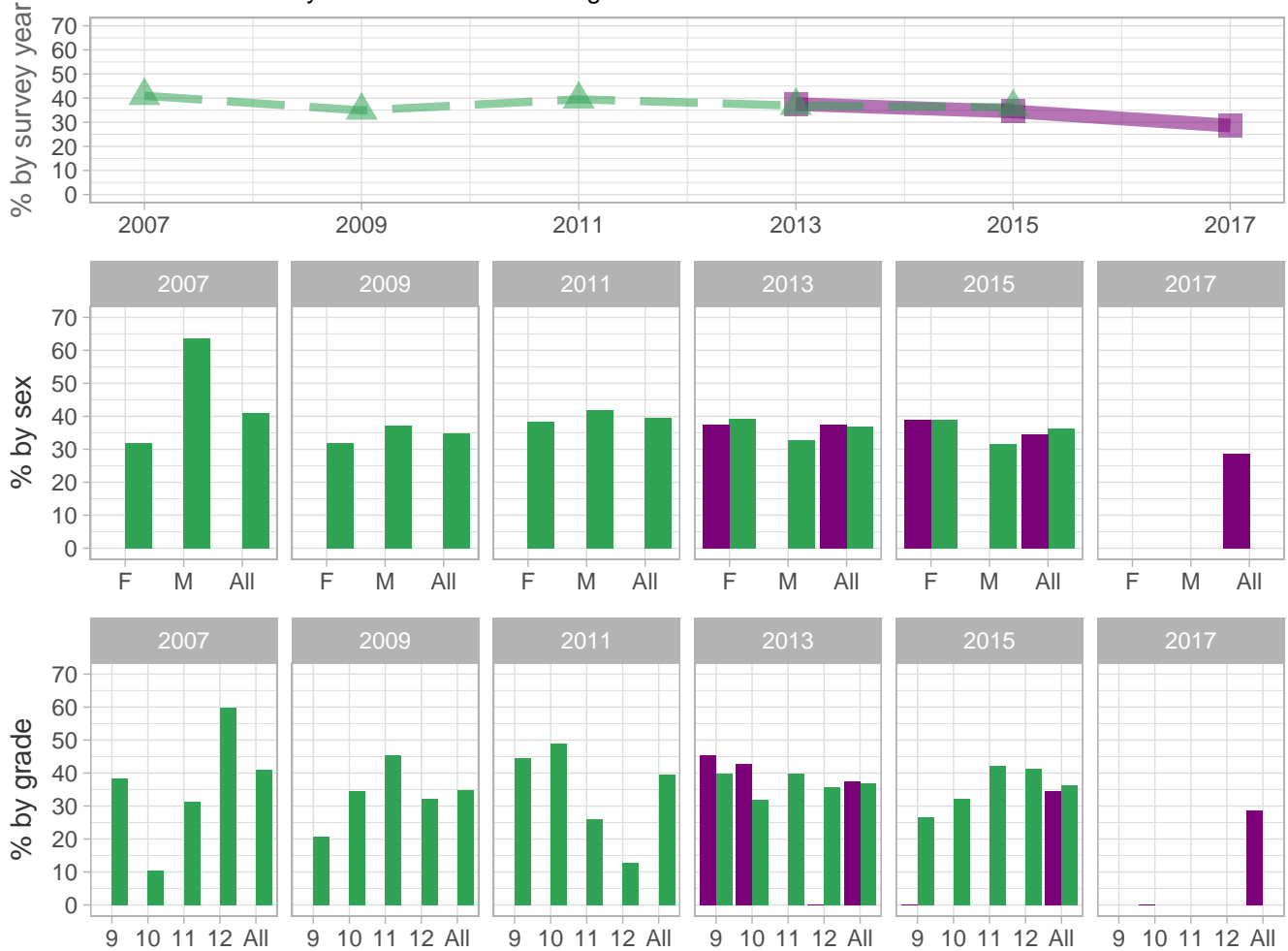
Percent (pct): numerator: bcde; denominator: abcde; qid: 27; 2007q27; 2009q24; 2011q26; 2013q27; 2015q28; 2017q31; Number (n): Estimated number of students projected based on school enrollment data.

-: Data not available; *: Suppressed due to small cell sizes.

 School  Region  NH

Suicide, Sadness, and Helplessness

Percent of students who attempted suicide that resulted in an injury, poisoning, or overdose that had to be treated by a doctor or nurse during the 12 months



School-level by Sex and Grade

		2009(pct)	2011(pct)	2013(pct)	2015(pct)	2017(pct)	2017(n)
By sex	F	-	*	37.5	38.9	*	*
	M	-	-	*	*	*	*
By grade	9th	-	-	45.5	0.0	*	*
	10th	-	*	42.9	*	0.0	0
	11th	-	-	*	*	*	*
	12th	-	-	0.0	*	*	*
All	All	-	*	37.5	34.5	28.6	8

How the question was actually asked: If you attempted suicide during the past 12 months, did any attempt result in an injury, poisoning, or overdose that had to be treated by a doctor or nurse?; a: I did not attempt suicide during the past 12 months ; b: Yes ; c: No;

Percent (pct): numerator: b; denominator: bc; qid: 28; 2007q28; 2009q25; 2011q27; 2013q28; 2015q29; 2017q32;
 Number (n): Estimated number of students projected based on school enrollment data.

-: Data not available; *: Suppressed due to small cell sizes.



Suicide, Sadness, and Helplessness

Percent of students who would not talk to their parent or other adult family member when they felt sad, empty, hopeless, angry, or anxious



School-level by Sex and Grade

		2009(pct)	2011(pct)	2013(pct)	2015(pct)	2017(pct)	2017(n)
By sex	F	-	-	-	76.7	-	-
	M	-	-	-	71.8	-	-
By grade	9th	-	-	-	64.6	-	-
	10th	-	-	-	66.4	-	-
	11th	-	-	-	81.4	-	-
	12th	-	-	-	85.3	-	-
All	All	-	-	-	74.5	-	-

How the question was actually asked: When you feel sad, empty, hopeless, angry, or anxious, with whom would you most likely talk about it?; a: I do not feel sad, empty, hopeless, angry, or anxious; b: Parent or other adult family member; c: Teacher or other adult in this school; d: Other adult; e: Friend; f: Sibling; g: Not sure;

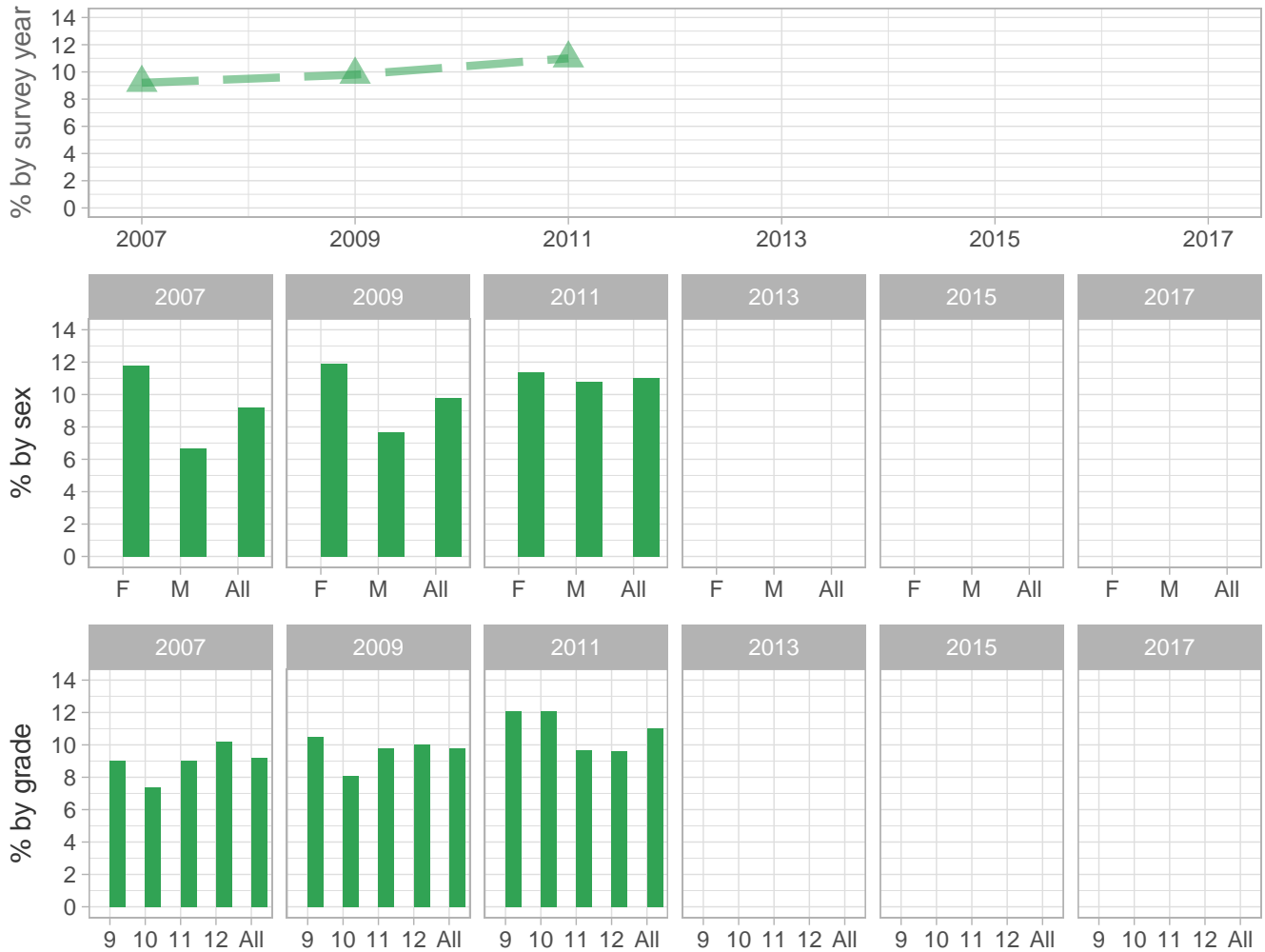
Percent (pct): numerator: cdefg; denominator: bcdefg; qid: 180; 2007q999; 2009q999; 2011q999; 2013q999; 2015q79; 2017q999; Number (n): Estimated number of students projected based on school enrollment data.

-: Data not available; *: Suppressed due to small cell sizes.



Suicide, Sadness, and Helplessness

Percent of students who made a plan about how they would attempt suicide during the 12 months



School-level by Sex and Grade

		2009(pct)	2011(pct)	2013(pct)	2015(pct)	2017(pct)	2017(n)
By sex	F	-	*	-	-	-	-
	M	-	*	-	-	-	-
By grade	9th	-	*	-	-	-	-
	10th	-	*	-	-	-	-
	11th	-	-	-	-	-	-
	12th	-	-	-	-	-	-
All	All	-	*	-	-	-	-

How the question was actually asked: During the past 12 months, did you make a plan about how you would attempt suicide?;
a: Yes; b: No;

Percent (pct): numerator: a; denominator: ab; qid: 26; 2007q26; 2009q23; 2011q25; 2013q999; 2015q999; 2017q999;

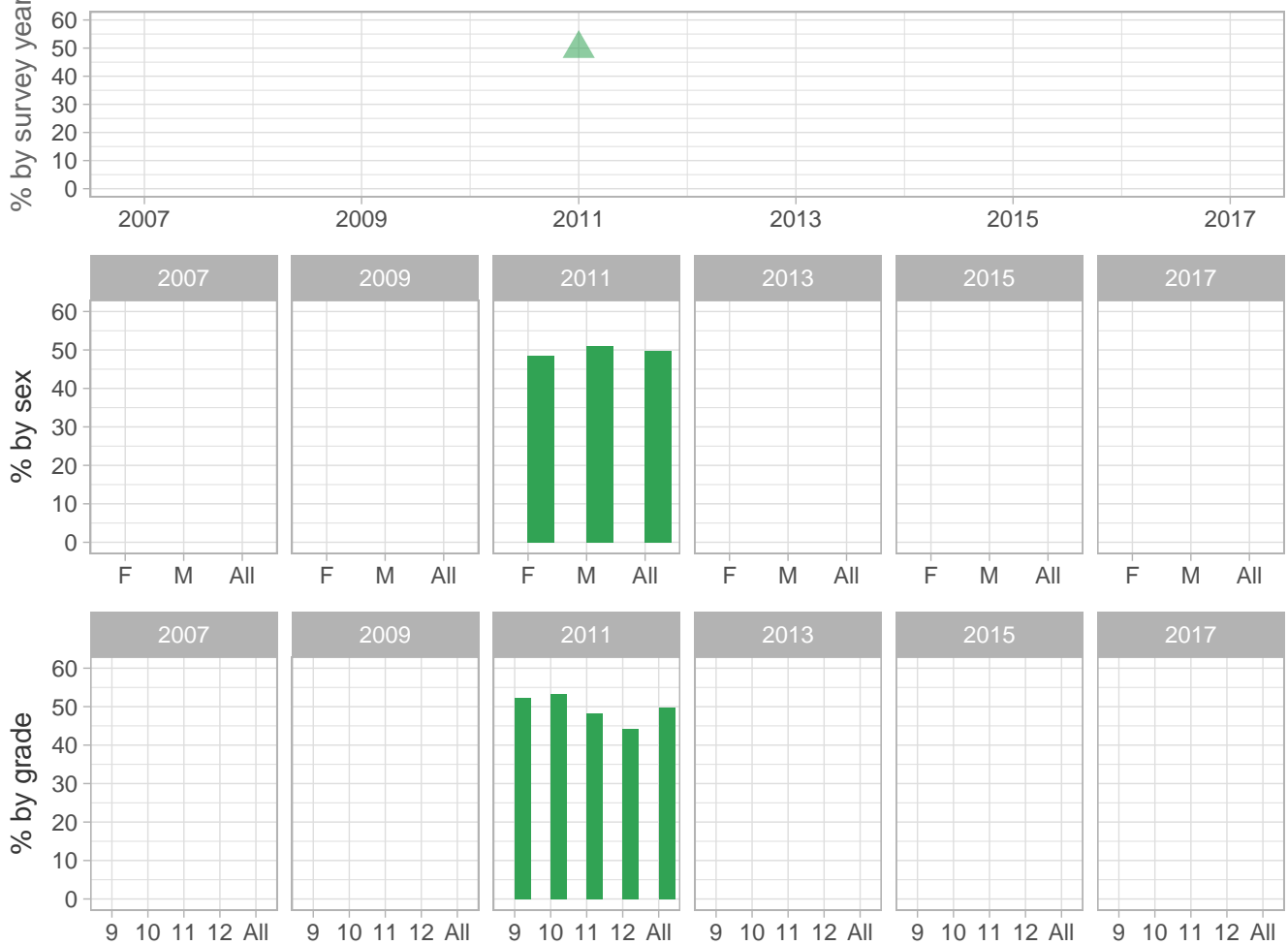
Number (n): Estimated number of students projected based on school enrollment data.

-: Data not available; *: Suppressed due to small cell sizes.



Suicide, Sadness, and Helplessness

Percent of students who never or rarely got help they need when they felt sad, empty, hopeless, angry, or anxious



School-level by Sex and Grade

		2009(pct)	2011(pct)	2013(pct)	2015(pct)	2017(pct)	2017(n)
By sex	F	-	*	-	-	-	-
	M	-	*	-	-	-	-
By grade	9th	-	*	-	-	-	-
	10th	-	*	-	-	-	-
	11th	-	-	-	-	-	-
	12th	-	-	-	-	-	-
All	All	-	*	-	-	-	-

How the question was actually asked: When you feel sad, empty, hopeless, angry, or anxious, how often do you get the kind of help you need?; a: I do not feel sad, empty, hopeless, angry, or anxious; b: Never; c: Rarely; d: Sometimes; e: Most of the time; f: Always;

Percent (pct): numerator: bc; denominator: bcdef; qid: 127; 2007q999; 2009q999; 2011q28; 2013q999; 2015q999; 2017q999; Number (n): Estimated number of students projected based on school enrollment data.

-: Data not available; *: Suppressed due to small cell sizes.